

TIPCUBE



Save money



Save time



Less Waste

Fully automated pipette tip filling machine

LET THE MACHINE DO A MACHINE'S JOB



**THE FAST AND COST EFFECTIVE
ALTERNATIVE TO EXPENSIVE
PREFILLED BOXES**

Pipette tips can be purchased in various packaging options: 96 tips already racked in a box, 96 tips with a carrier grid for refilling, or the most economical version, loose in a bag. Combined with a TipCube the latter option is the smartest solution for quickly, cheaply, and sustainably transferring pipette tips into reusable boxes.

This innovative, unique, and globally patented machine effortlessly takes over the tedious and dull task of manual refilling. Pipette tips ranging from 0.1 to 1,000µl from the most common brands can be easily transferred into the designated carrier grids.

By utilizing the TipCube, labs can efficiently manage their pipette tips, ensuring that they are always ready for use without the hassle of manual refilling. This not only saves time and effort but also promotes sustainability by reducing waste and extending the life of the reusable boxes. The TipCube represents a significant advancement in lab efficiency, allowing teams to focus on more critical tasks while the machine handles the refilling process.



0.1-1,000

PIPETTE TIP VOLUME RANGE

µl

<2

FILLING TIME

Minutes / Box

<2


SET UP TIME

Minutes

>1,000

DRUM CAPACITY

Pipette tips



BOOSTING EFFICIENCY

The TipCube takes care of the tedious task of filling pipette tips, freeing up your employees to focus on their core responsibilities. This not only enhances productivity but also ensures that valuable time and effort are directed towards meaningful tasks instead of the mundane task of filling boxes.

The TipCube offers easy and intuitive operation. Its user-friendly design features a software interface that clearly explains each step, making it simple for anyone to operate. The rotating drum is mounted on

a drawer and can be easily removed to be filled with bulk pipette tips. In the lower drawer, up to eight TipBoxes or special adapters can be inserted and filled within 20 minutes. Its compact design ensures it can fit seamlessly into various lab environments while maintaining high performance and reliability.

By automating the pipette tip filling process, the TipCube not only streamlines lab operations but also contributes to a more efficient and focused work environment.

STREAMLINING LAB OPERATIONS WITH PRECISION AND EFFICIENCY

DRUM

The TipCube features a drum with a capacity of over 1,000 pipette tips. Engineered for high volume without compromising quality, its durable construction ensures a long lifetime.

TIPBOX DRAWER

On this drawer the operator places up to 8 TipBoxes or special made Adapters. The implemented haptic feedback helps the user to place the boxes correctly, for the TipCube to function.

CONVEYOR UNIT

The conveyor unit is designed for maximum efficiency, offering a loading speed of just 2,5 minutes per box. This rapid loading time ensures smooth, continuous operation, making it an essential asset for maintaining a steady workflow, whether you have high-volume requirements or need to keep a consistent pace in your lab processes.

BOXES & ADAPTER

The supplied TipBoxes from Hektros hold 96 tips to fit your lab's needs. Designed for durability and ease of use, these boxes ensure secure storage and easy access to pipette tips. If our standard boxes don't meet your requirements, we offer adapters for your 96 grid plate, ensuring seamless integration with your existing lab equipment. This flexibility allows the TipCube system to be tailored to various lab setups, enhancing efficiency and convenience.

LED STATUS INDICATOR

An LED status indicator is integrated into the TipCube to provide real-time updates on the machine's operational status. The distinct colors signal different states such as ready, operating, paused, or issues needing attention. This ensures users can quickly assess the machine's status at a glance, improving monitoring and reducing downtime.



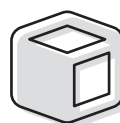
60 WATT

Max. Power consumption



58 KG

Weight



612 x 682 x 710 MM

Dimensions




TOUCH DISPLAY AND USER INTERFACE

The TipCube features a touch display with a simple and intuitive user interface, designed to streamline the operation process. The interface includes easily navigable menus and responsive touch controls, making it accessible to all users.

PHYSICAL BUTTONS

The TipCube is equipped with intuitive physical buttons for on, off, and pause functions. These buttons provide a straightforward and reliable method for controlling the machine, ensuring that users can easily start, stop, or pause the operation as needed.



SIMPLE & INTUITIVE SOFTWARE



REPORTS

On demand



CUSTOMIZABLE

Preselection for tips



FREE UPDATES

See contract options

OUR APPROACH

The design ethos behind the TipCube's user interface is one of simplicity and accessibility, ensuring that users of all levels of experience can navigate its functions with ease. Engineered to provide a seamless experience, the software guides users through each stage of the filling process, offering clarity and precision at every step.


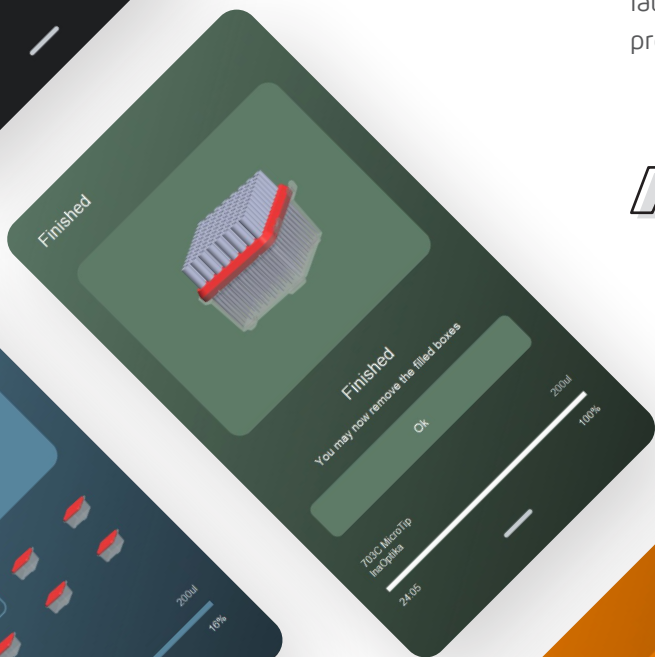
CONSTANT FURTHER DEVELOPMENT

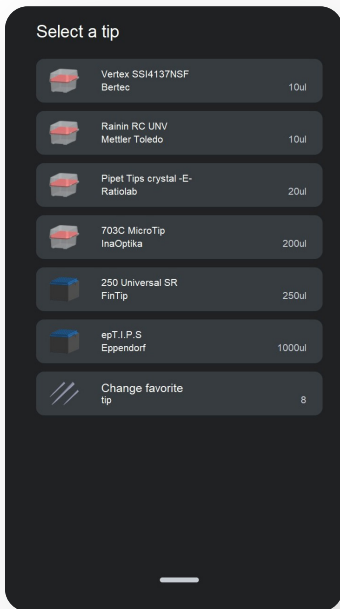
We are dedicated to continuously refining and enhancing our software, not only to improve efficiency but also to incorporate the latest advancements in pipette tip technology. This ongoing innovation means that with each update, the TipCube becomes even more capable and adaptable to the evolving needs of modern laboratories.

Stay ahead of the curve by downloading the latest software version. With each update, you'll gain access to new features, improved functionality, and expanded compatibility with a wide range of pipette tips. Experience the power of innovation with the TipCube software and optimize your laboratory processes for maximum efficiency and precision.



**THE TIPCUBE WORKFLOW IS SO
SIMPLE THAT IT TAKES LESS THAN
2 MINUTES TO SET UP**





1


SELECT TIP

Choose the pipette tip to be filled.

2

SET UP

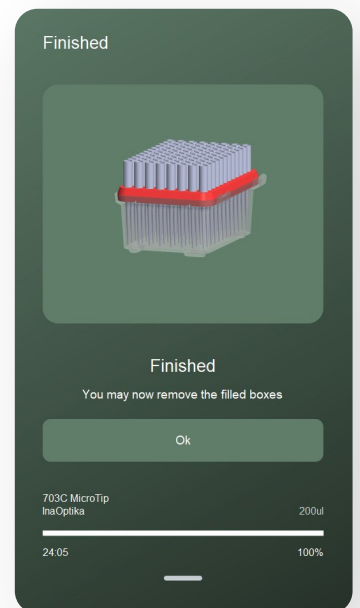
Configure the machine for the selected tip, fill the drum with the selected pipette tips, place the empty boxes or adapters on the turntable, close the door and press start.



3

RUNNING

After closing the door, wait approximately 20 minutes for the tips to be filled. You can track the status using the built-in LED backlight or on the display.



4

FINISHED

Once filled, open the door and remove the filled boxes.

COMPARISON WITH OTHER FILLING OPTIONS

MANUAL REFILLING

When compared to a dedicated employee manually refilling pipette tips, the TipCube proves to be a superior investment. Manual refilling, though seemingly low-cost in terms of materials, involves considerable labor expenses and time inefficiencies. The TipCube, on the other hand, amortizes its cost in about 11 months based on our example scenario. This includes savings from reduced labor costs, increased productivity, and the ability for staff to focus on more critical and skill-intensive tasks rather than the repetitive task of manual refilling. Moreover, by reducing the need for disposable plastic packaging and enabling the reuse of pipette tip boxes, the TipCube helps to lower the environmental footprint of your laboratory operations.



FILLED RACKS

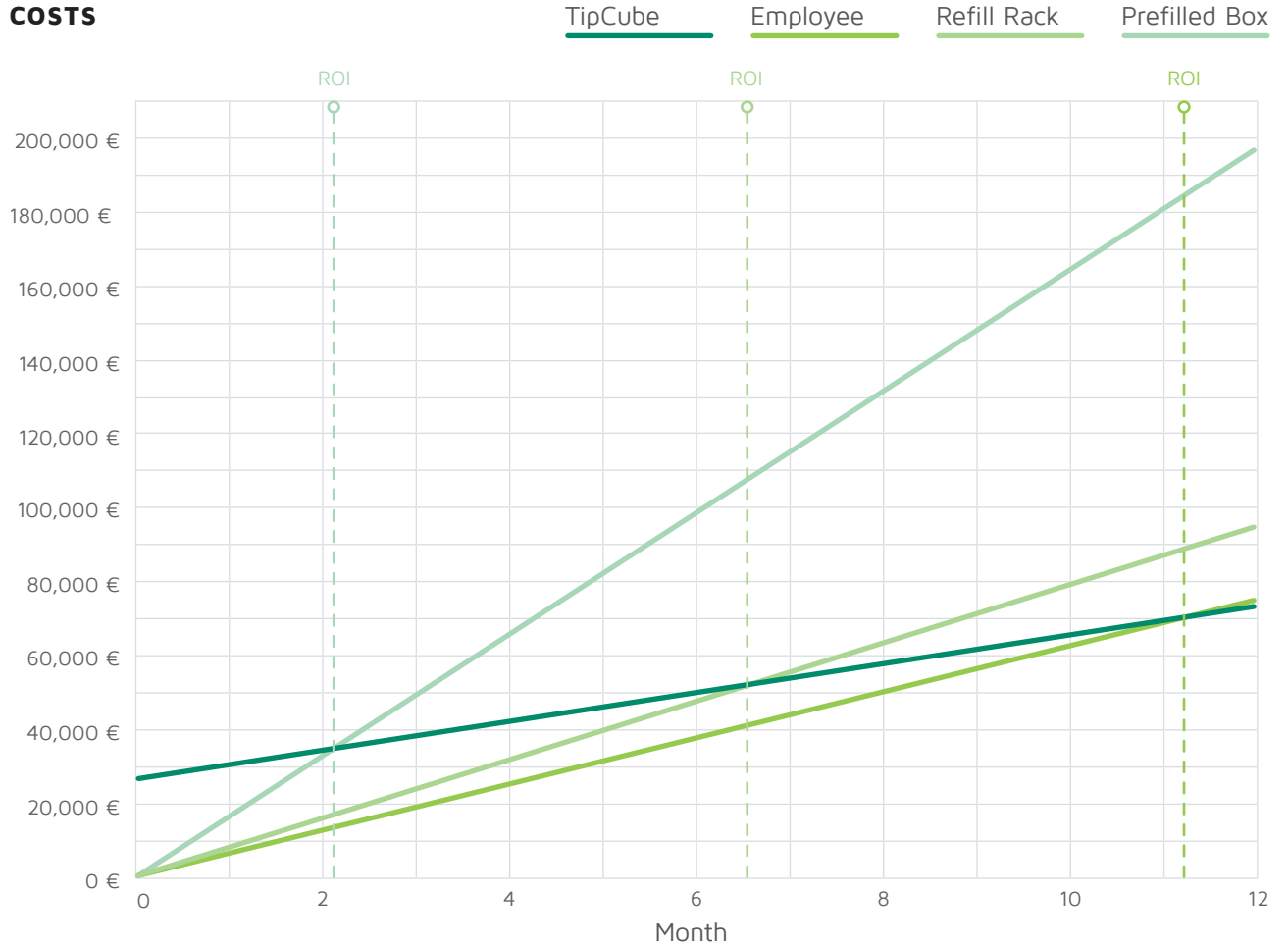
For laboratories currently using filled racks as their primary method for pipette tip refilling, the TipCube offers a notable financial advantage. The machine amortizes its cost in approximately 7 months when compared to this method, according to our example scenario. Filled racks, while more economical than prefilled boxes, still incur higher long-term costs. The TipCube's efficient and bulk refilling capabilities reduce the cost per tip significantly, leading to substantial savings over the course of a year. By minimizing the use of single-use plastic racks, the TipCube supports sustainable lab practices.

PREFILLED BOXES

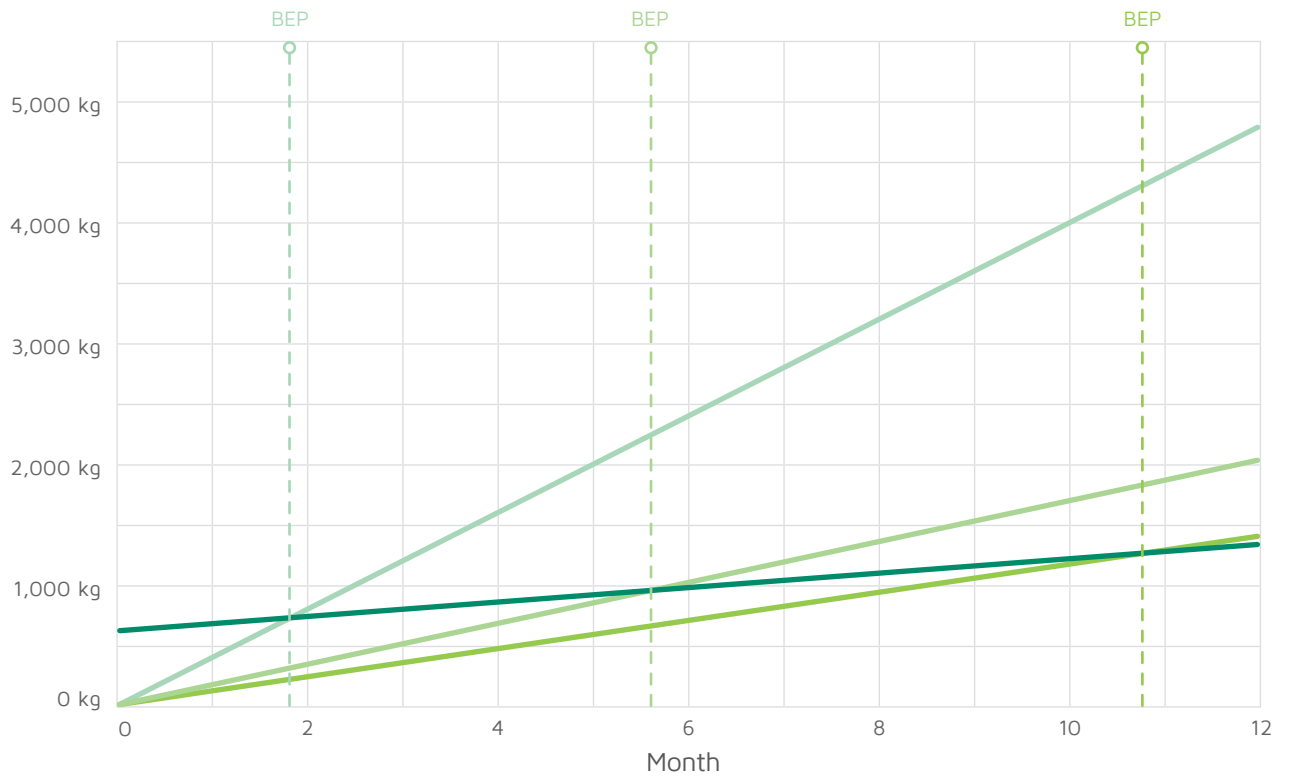
When using prefilled tip boxes, the initial convenience comes at a higher cost. The TipCube, amortizes its cost within just 2 months based on our example scenario. This rapid return on investment is due to the lower ongoing expenses associated with using bulk pipette tips, as opposed to continuously purchasing pre-filled boxes. Additionally, using the TipCube reduces plastic waste by reusing boxes, reducing packaging requirements, contributing to a more environmentally friendly laboratory practice.

Note that this amortization period can vary from case to case and is not universally applicable.

COSTS




CO2



Key data: Consumption (2000 TipBoxes per Month); Bag 1000pcs. (20,00€); Prefilled Box (8,00€); Refill Rack (4,00€); Employee (20€ per hour)
 This calculation is an estimate, the costs and the environmental impact can vary individually. If you need more information you can visit our Website or contact our sales team.

THE PLACE FOR YOUR TIPS

 **OUR TIPBOXES ENSURE RELIABLE QUALITY FOR PRECISE ANALYSES.**



RACK 12x8 (96)

Capacity 0.1 to 300µl



CUSTOM COLORS

On demand

Our TipBoxes feature a carefully chosen geometry and center of gravity, to ensure it does not tip over during liquid filling.

The TipBox Racked 96, compatible with the TipCube, offers a capacity ranging from 0.1 to 300µl and comes in various colors to suit your preferences.

Crafted from high-quality Polypropylene (PP), our TipBoxes provide long-lasting performance.

The TipBox is free of DiHEMDA and oleamide, ensuring sample purity.

Further information available on our website www.hektros.com



Transparent area


For a all around better visual inspection

No bending

The rack is made from high-quality Polypropylene (PP)

Universal fit

For all common pipette tips from 0.1 to 300µl



Mounting for TipCube


The mounting is necessary for the gripper of the TipCube

Colored box insert

For easy volume identification

AN ADAPTER FOR EVERY RACK

OUR ADAPTERS ENSURE A PERFECT FITTING FOR YOUR RACK.



RACK 12x8 (96)

Capacity 0.1 to 1,250µl



CUSTOMIZED

For your tip insert

If our standard TipBoxes don't meet your specific needs, don't worry. We have a solution: adapters for your 96 grid plate.

These adapters are designed to ensure full compatibility with your existing equipment, allowing for seamless integration and enhancing the versatility of your lab setup.

By using our adapters, you can continue using your preferred 96 grid plates without any disruptions to your workflow. Simply let us know your specific requirements, and we will provide you with the appropriate adapters to meet your needs.

Further information available on our website www.hektros.com



Mounting for TipCube


The mounting is necessary for the gripper of the TipCube

Easy fit

Your 12x8 (96) rack fits seamlessly on our adapters

Customized for your tip insert

Each adapter is customized for different brands



SUPPORTED PIPETTE TIPS

Continuously striving to meet our customers' needs, we regularly test and broaden our range of pipette tips. Our aim is to provide our customers with the most dependable and efficient solutions possible, reflecting our unwavering dedication to innovation and customer satisfaction.



IF YOU HAVE ADDITIONAL PIPETTE TIPS THAT YOU WOULD LIKE US TO TEST, PLEASE CONTACT US.



For an up to date overview of the pipette tips supported by our system, we encourage you to visit our website www.hektros.com

Suitable
 Testing
 Testing on request

	10µl	20µl	200µl	250µl	300µl	1,000µl	1,250µl
Brand®	<input type="radio"/>	<input checked="" type="radio"/>	<input checked="" type="radio"/>	<input type="radio"/>	<input checked="" type="radio"/>	<input checked="" type="radio"/>	<input type="radio"/>
Eppendorf®	<input checked="" type="radio"/>	<input checked="" type="radio"/>	<input checked="" type="radio"/>	<input type="radio"/>	<input checked="" type="radio"/>	<input checked="" type="radio"/>	<input type="radio"/>
Greiner®	<input checked="" type="radio"/>	<input checked="" type="radio"/>	<input checked="" type="radio"/>	<input type="radio"/>	<input checked="" type="radio"/>	<input checked="" type="radio"/>	<input type="radio"/>
Gilson®	<input checked="" type="radio"/>	<input type="radio"/>	<input checked="" type="radio"/>	<input type="radio"/>	<input type="radio"/>	<input checked="" type="radio"/>	<input type="radio"/>
Inapotica®	<input type="radio"/>	<input type="radio"/>	<input checked="" type="radio"/>	<input type="radio"/>	<input type="radio"/>	<input type="radio"/>	<input type="radio"/>
Kirgen®	<input type="radio"/>	<input type="radio"/>	<input checked="" type="radio"/>	<input type="radio"/>	<input type="radio"/>	<input type="radio"/>	<input type="radio"/>
Mettler Toledo®	<input checked="" type="radio"/>	<input type="radio"/>	<input type="radio"/>	<input checked="" type="radio"/>	<input type="radio"/>	<input type="radio"/>	<input type="radio"/>
Sarstedt®	<input type="radio"/>	<input checked="" type="radio"/>	<input type="radio"/>	<input checked="" type="radio"/>	<input type="radio"/>	<input checked="" type="radio"/>	<input type="radio"/>
Starlab®	<input checked="" type="radio"/>	<input checked="" type="radio"/>	<input checked="" type="radio"/>	<input type="radio"/>	<input type="radio"/>	<input type="radio"/>	<input checked="" type="radio"/>
SSI Bio®	<input checked="" type="radio"/>	<input type="radio"/>	<input checked="" type="radio"/>	<input type="radio"/>	<input type="radio"/>	<input type="radio"/>	<input type="radio"/>
Thermofisher®	<input type="radio"/>	<input type="radio"/>	<input type="radio"/>	<input checked="" type="radio"/>	<input type="radio"/>	<input type="radio"/>	<input type="radio"/>

Not all tip models from manufacturers are supported.

This graphic provides a rough overview of the tip sizes from various manufacturers that can be used. „Currently under testing“ does not guarantee that the tip model will be supported. For an up to date list of supported tip models, please refer to our website.

PRODUCT CATALOG



INTERESTED IN OUR PRODUCTS?
FEEL FREE TO CONTACT US.



Hennie Heidotting
info@hektros.com




TIPCUBE

ITEM NO.	COLOR	PACK OF
HE22000	Black / Silver	1x TipCube + 1 Set TipBoxes
HE22001	Black / Silver	1x TipCube + 1 Set TipAdapters



DRUM

ITEM NO.	COLOR	PACK OF
HE22002	Black / Silver	1x Drum (TipCube)



TIPBOX

ITEM NO.	COLOR	PACK OF
HE22010	Red	1 Set (8x TipBoxes)
HE22020	Yellow	1 Set (8x TipBoxes)
HE22030	Blue	1 Set (8x TipBoxes)



TIPADAPTER

ITEM NO.	COLOR	PACK OF
HE22100	White / Black	1 Set (8x TipAdapter)
HE22200	White / Grey	1 Set (8x TipAdapter)

HEKTROS

Vitus Beringstraat 1 | 7825 AH Emmen, The Netherlands
T+31 (0)88 227 8900 | info@hektros.com | www.hektros.com



SEE ME IN ACTION

YouTube

© 2024 Hektros | Hektros is a subsidiary of AFYS3G



Further information on our products and applications can be found on our website www.hektros.com

Our technical literature is intended to inform and advise our customers. However, the validity of general empirical values and results obtained under test conditions for specific applications depends on many factors beyond our control. Therefore, please understand that no claims can be derived from our advice. The user is responsible for verifying the appropriateness of the product for any particular application.

Subject to technical modifications without notice. Errors expected.

**COLLABORATION
PARTNERS**

